



District Report Card: 2017


State: Telangana	District: WARANGAL URBAN
Class: 8	Subject: Mathematics
Schools: 51	Students: 1028


Participation/Coverage


Students

GENDER 	Boys		Girls	
	Number	%	Number	%
	435	42.32	593	57.68

AREA 	Rural		Urban	
	Number	%	Number	%
	239	23.25	789	76.75

CATEGORY 	SC		ST		OBC		GEN	
	Number	%	Number	%	Number	%	Number	%
	344	33.46	87	8.46	531	51.65	66	6.42

CWSN 	LD	VI	HI	S&LD	ID	Oth
	4	3	0	3	2	10

MANAGEMENT 	Government		Government-aided	
	Number	%	Number	%
	987	96.01	41	3.99

Average Performance of Students in EVS (%)

Overall	Gender		Area		Management		Social Group			
	Male	Female	Rural	Urban	Govt.	Aided	SC	ST	OBC	GEN
38.88	36.49	40.63	42.76	37.70	39.14	32.52	38.12	40.31	38.66	42.73

Performance on Learning Outcomes (LOs)

Learning Outcomes	Description	Average Performance(%)
M601	Solves problems involving large numbers by applying appropriate operations	39.72
M606	Solves problems on daily life situations involving addition and subtraction of fractions / decimals	35.33
M620	Finds out the perimeter and area of rectangular objects in the surroundings like floor of the class room, surfaces of a chalk box etc.	36.28
M621	Arranges given/collected information in the form of table, pictograph and bar graph and interprets them	39.12
M702	Interprets the division and multiplication of fractions	33.17
M705	Solves problems related to daily life situations involving rational numbers	37.26
M706	Uses exponential form of numbers to simplify problems involving multiplication and division of large numbers.	28.65
M707	Adds/subtracts algebraic expressions	40.18
M710	Solves problems related to conversion of percentage to fraction and decimal and vice versa	20.49
M717	Finds out approximate area of closed shapes by using unit square grid/ graph sheet	29.54
M719	Finds various representative values for simple data from her/his daily life contexts like mean, median and mode	52.68
M721	Interprets data using bar graph such as consumption of electricity is more in winters than summer	51.04
M801	Generalises properties of addition, subtraction, multiplication and division of rational numbers through patterns	34.35
M802	Finds rational numbers between two given rational numbers	41.75
M803	Proves divisibility rules of 2, 3,4, 5, 6, 9 and 11	45.11
M804	Finds squares, cubes, square roots and cube roots of numbers using different methods.	37.57
M808	Use various algebraic identities in solving problems of daily life.	53.51
M812	Verifies properties of parallelogram and establishes the relationship between them through reasoning	31.23
M818	Finds surface area and volume of cuboidal and cylindrical object	40.23
M819	Draws and interprets bar charts and pie charts	44.94

Range of Performance of Students who Answered Correctly							
Below 30%		30% - 50%		50% - 75%		Above 75%	
Number	%	Number	%	Number	%	Number	%
393	38.23	376	36.58	208	20.23	51	4.96

Lowest Performing Learning Outcomes (LOs)

1. Solves problems related to conversion of percentage to fraction and decimal and vice versa (20.49)
2. Uses exponential form of numbers to simplify problems involving multiplication and division of large numbers. (28.65)
3. Finds out approximate area of closed shapes by using unit square grid/ graph sheet (29.54)
4. Verifies properties of parallelogram and establishes the relationship between them through reasoning (31.23)
5. Interprets the division and multiplication of fractions (33.17)

CSWN: **LD-** Locomotor Disability; **VI-** Visual Impairment; **HI-** Hearing Impairment;
S&LD- Speech and Language Disability; **ID-** Intellectual Disability; **Oth-** Other Disability.